



LEARNINGPLUNGE®

HistoryPlunge

Using HistoryPlunge in the Classroom

HistoryPlunge – What Do Students Learn?

- Identify each President and learn the order they served, the political party of each and how many terms each served
- Learn what events occurred during each presidency, how many states came in the Union, how many Supreme Court Justices each appointed, and much more!
- Identify a diverse set of Notable People
- Learn about important events in U.S. history
- Learn when important events occurred in relation to other events

U.S. HISTORY - HISTORYPLUNGE



- ❖ There is a lot of information in a HistoryPlunge set. We have devised some easy games to get students started and comfortable with the information.
- ❖ You don't have to use all the decks in the box or even all the information on the cards.
- ❖ We have designed HistoryPlunge so that students can learn in stages using just a little bit of the information to start.
- ❖ Therefore, students in all grades can enjoy the games – from elementary school through high school! We'll show you adaptations for different levels.
- ❖ Inside, we're describing the games and linking each to our more comprehensive rules or videos! Click the links to learn more.

Beyond Content

- Critical thinking/strategic thinking
- Decision-making
- Communication skills
- Teamwork
- Leadership
- Sportsmanship



There are Many Ways to Use HistoryPlunge In the Classroom

➤ Instructional support as a whole class activity

- Class members pick a President Portrait card and arrange themselves in the order the presidents served, or group themselves by political party or number of terms served
- Teacher or a student gives clues from a President fact card to whole class; the person that guesses correctly gives the next set of clues for a different President (this can be done virtually or in-person)
- Teacher can read a fact from the silver timeline cards and then the three dates at the bottom and the class guesses which date is correct.
- The teacher shows a Notable American card using the frame to hide the name and the students guess who it is and then they can talk about what this person did to become notable.

➤ Students play HistoryPlunge games as a center-based activity in small groups

- There are many decks of cards in each HistoryPlunge box – a whole class of students can play at once with the cards from one box.
- Groups of six or more can play different games with the following decks at once: President Fact cards, President Portrait cards, Notable Person cards, Timeline cards, and the Baseline cards



Learn the Presidents

Constructing a Framework Around U.S. History

- Knowing the Presidents, their political parties and how long they served helps to construct a framework around U.S. history
- Knowing a little information about each President starts to bring them to life
- And knowing what happened during each President's presidency begins to fill in the blanks of history.
 - How many states were there when the President began and ended his presidency?
 - What were 4 important events that occurred during each term?
 - How close was each election?
 - How many Supreme Court Justices did each President appoint?
- The next few slides will show you how to play games to engage students while teaching these facts.



A Simple Relay Race to Learn Presidential Order



Dashing Presidents Relay -- Teams are each dealt 15 cards, 5 for each player. The players – one at a time in relay fashion – sort their presidents from earliest to present in the order served. The first team to do so correctly wins.

- Ideal team size: 3 students per team. If you have less players, still deal each player 5 cards. For this game to work, each team must have the same number of players.
- Cards used: President Portrait cards
- Prior knowledge needed: None if players use the [President Key Card](#) while playing – but it's a race so the more they know, the faster they can go

What if students don't know the Presidential order?

- [They can use our President Key Card as a resource while they are learning.](#)
- Our [Kids' Zone](#) has flashcards to help them learn.
- They can start by playing our Getting Started game called [Play the Presidential Numbers](#)



Race the Presidents

Group Presidents by Party, Tens, or Terms

Race the Presidents – Teams are each dealt 18 cards. A Power Card will tell them if they are racing to find political parties, tens or terms. Once they know the category, teams race to find ALL their groups of 3 Presidents that fit the category from the 18 cards they have in their hand. If they scream “HistoryPlunge” too soon before they find all their groups, the other team can steal the game!

- Ideal team size: 3 students per team, but smaller or larger teams can work
- Cards used: President Portrait cards and Power cards
- Prior knowledge needed: None if players use the [President Key card](#) as a resource as they are playing – but it’s a race so the more they know, the faster they can go

What if students don’t know the presidential order, political parties or number of terms served?

- [They can use our President Key Card as a resource while they are learning.](#)
- Our [Kids’ Zone](#) has flashcards to help them learn.
- They can start by playing our [Getting Started Zap games, as well as Play the Presidential Numbers](#)

Parties

BAC

4

Green

5

Green

6

Green

DP

PTP

T3

Bottom Box

1550

1810

1910

3

L/L/L

SOB

Starting Age

GEORGE WASHINGTON




LOP 7Y 10+M **DOB** Feb 22 1732

DOP Apr 30 1789–
Mar 4 1797 **SOB** VA

Terms ● ● **SAW** VA

Age 57–65 **PAW** Mount
Vernon



NC



RI

TN

KY

VT

TERM 1

First Lady

Martha

Electoral Votes

100.0%**

69

VP

John Adams

John Adams 34

John Jay 9

Others 26

Judiciary Act of 1789

Residence Act of 1790

First Bank of the United States is chartered

Bill of Rights is ratified

Who's The President?

Learn Facts about Each Presidency
Start with Just a Few Facts and Add as You Learn

[Who's the President?](#) -- Each team is dealt 1 card. See which team can guess the other team's President first based on clues.

Start with just a few facts: at the basic levels 3 clues can be given: President's first name; First Lady's first name or Vice President's name. [More detailed instructions can be found here for the higher levels of play.](#)


- Ideal team size: Any size works. **Teachers can also play this game virtually with students.** Or it can be a whole class activity where a student gives the clues and the first person to guess becomes the clue giver for the next President.
- Cards used: President Fact cards at the lowest level. At higher levels add Clue cards and Power cards
- Prior knowledge needed: To begin, at least some of the Presidents' and First Ladies' first names and the names of at least some of the Vice Presidents

[Click here](#) for a resource to help students learn the facts for the beginner level

Know the Notables

Identify a Diverse Set of Notable People and Learn What they Did

- HistoryPlunge contains 176 portraits of a diverse set of Notable Persons that were important to U.S. history.
- In HistoryPlunge Challenge, students identify a Notable Person from the picture and state something that the notable to contribute to U.S. history.
 - [Click here for a list of 100 of the Notables and a fact about each.](#)
- As part of a classroom activity, students can research further into these Notable People, each of which has an interesting story.



- Apollo 11 lands on the moon; Neil Armstrong becomes the first person to walk on the moon
- ▼ Palmer Raids begin
- Paris Agreement regarding climate change is ratified

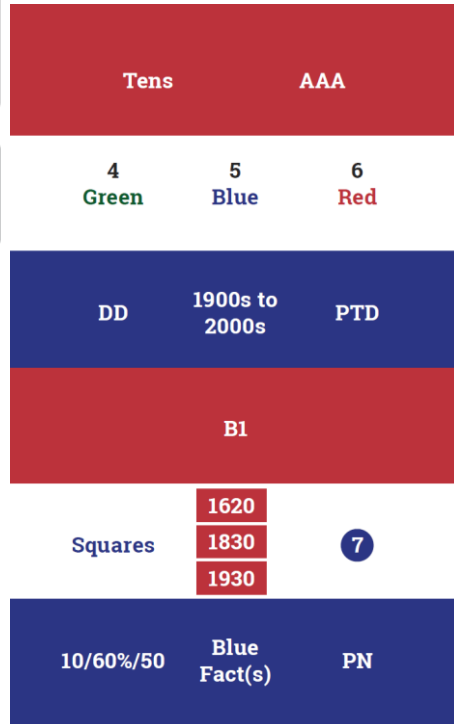
- Veterans Administration is replaced by cabinet-level U.S. Department of Veterans Affairs
- National Business League* is founded by Booker T. Washington
- ▼ U.S. invades Grenada

- ▼ John Steinbeck's *The Grapes of Wrath* is published
- Newlands Reclamation Act
- Geraldine Ferraro becomes the first female candidate for Vice President on a major party ticket

Top 1969 / 1919 / 2016
 Middle 1989 / 1900 / 1983
 Bottom 1939 / 1902 / 1984

Use the top blue fact only in level 1 for Date Duel and Dashing States

- Level 2 uses the top box
- Level 3 uses the whole card



Timeline Games

- [Date Duel](#): Great game to play virtually where students guess the correct date of an event from 3 choices
- [Dashing Dates](#): Fast-action game where students organize themselves in the order events occurred
- [Play the Dates](#): No prior knowledge needed – strategy game that also includes some math! It is a little more complex to learn than the other 2 timeline games

[Click here for a list of top blue facts in chronological order.](#)

What one person was the Commander in Chief of the Continental Army, presided over the Constitutional Convention, and was the first President of the United States?
George Washington

Name the first Vice President, Secretary of State, and Secretary of Treasury.
John Adams, Thomas Jefferson, Alexander Hamilton

Who was the only President other than George Washington whose presidency began in the 1700s (hint: he was the first President to live in what is now known as the White House for part of his presidency)? John Adams

Name the four presidents that are depicted on the Mount Rushmore National Memorial in South Dakota. George Washington, Thomas Jefferson, Abraham Lincoln, Theodore (or Teddy) Roosevelt

Many people believe the two most powerful positions are President and Chief Justice of the Supreme Court. Name the only person to have served in both positions.
William (Howard) Taft

HistoryPlunge Challenge

Foundational Knowledge

- These Baseline cards are designed to synthesize information to provide students with a foundational knowledge of U.S. history. These cards can be used in many ways in the classroom to help students learn U.S. history.
- In our tournaments, we pair these cards with the Notable Person cards and alternate asking a question and showing a picture for students to identify.
- Because these cards are written at a higher reading level, for Level 1, we only use the map cards.
 - [Click here for a video explaining the rules to Level 1](#)
 - If you believe that your students are ready, you can use all of the cards for this game rather than just the map cards.
 - [Click here for written rules for all levels of play](#)



We're here to help!

[Contact us](#) if you would like free, training, ideas, help in getting started.

Our [Kids' Zone](#) has flashcards and quizzes to help students learn.