

GEOPLUNGE RULES



Fall 2020 Virtual Tournament

LEVEL 2
LOGISTICS AND RULES

GeoPlunge 2020 Tournament Dates

LEVEL 2

[REGISTER HERE](#)

DATES (play once, twice, three sessions, or the whole season, whatever you prefer):

- October 21 (Wednesday): Focus is on states in the Eastern Time Zone
- October 28 (Wednesday): Focus is on states in the Central Time Zone
- November 4 (Wednesday): Focus is on states in Mountain and Pacific Time Zones PLUS Hawaii and Alaska
- **WEEK OFF FOR SCHOOL HOLIDAY**
- November 18 (Wednesday): Focus is on all the states
- January Date TBD: State/District winning schools play schools from other states
- **February Date TBD: Overall champion plays a team of U.S. geographers!**

TIME: ALL SESSIONS WILL BE APPROXIMATELY 30 MINUTES AND WILL BEGIN AT 4:00 PM ET*

*If the time does not work, please contact us to discuss what alternatives might work for you.

GeoPlunge 2020 Tournament Logistics

LEVEL 2

[REGISTER HERE](#)

- Players will log-in to Zoom at the 4:00 PM ET tournament time using a Team name that will be pre-assigned
- Once they log-on, they will receive a PIN for the Kahoot! game.
- Using the PIN, they will log into Kahoot! with a phone or another device and they will use that device to vote.
- Each 30-minute session will consist of 25 questions from easy-to-learn games
(see the following pages for details on how each game will be played):
 - 6 State IQ
 - 6 Dashing States
 - 6 BorderUp
 - 6 Play the Ranks
 - The last question will be a fun trivia question

Everyone is a winner just by playing and having fun while learning and each player will receive a GeoPlunge Certificate.

Each week we will recognize at least the top 3 scoring teams and schools.

We crown a team champ and a school, library or rec center as tournament champ from those that play the whole season.

The champs from each state or District will move onto to our January Tournament of Champions!

The winner of the January tournament will face-off in February against real geographers.

ROUND 1 -- STATE IQ

Sample Question on Next Page

How to Play:

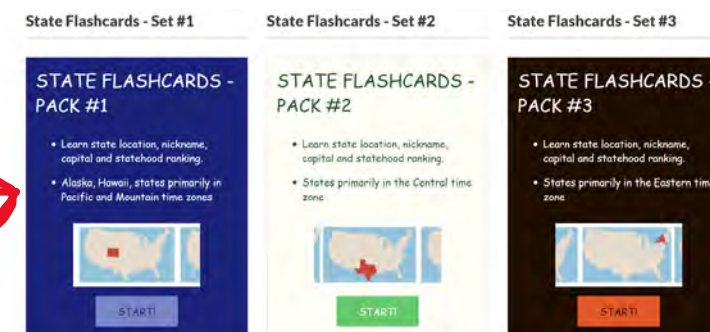
- We give 1, 2, or 3 clues from any of the following categories: first letter of capital, 1 border state, state nickname, statehood ranking, or number of electoral votes.
- The students guess the state from 4 options given

What students need to know:

- States/capitals, border states, state nickname, statehood ranking, number of electoral votes
- It's OK if they use a resource while playing, but it's a race so the more they know, the faster they can go!


Free study resources:

- Our [Kids' Zone](#) has flashcards covering each state broken down by time zone. They have all the information covered except electoral votes, which can be found [here](#).
- [Click here for downloadable maps](#)



SAMPLE STATE IQ QUESTION

STATE IQ: The Capital begins with A and New Hampshire is a border state.



▲ Georgia

◆ Massachusetts

● Maine

■ New Jersey

In this example, we gave 2 clues, but we might just give 1 clue, or we might give 3. Each question will differ.

ROUND 2 - DASHING STATES

Sample Questions on Next Pages

How to Play: (this is the ONLY game that is NOT multiple choice)

In this game, students will move the numbered answer choices so they are in the right order

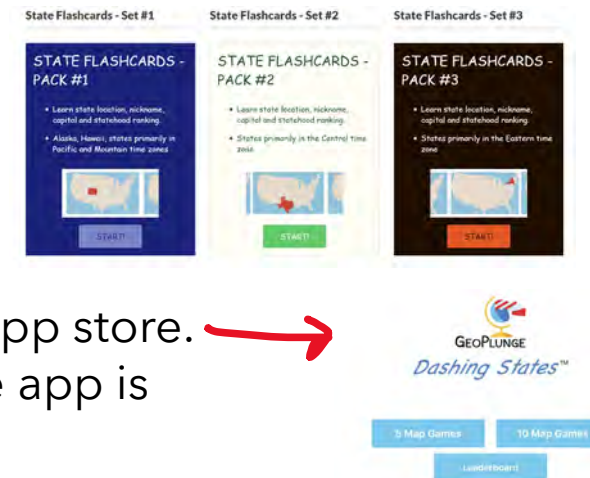
- For each question, we show 4 numbered state map cards with 1 state colored in red on each card
- For the first 3 questions, students move the answer numbers placing the states in alphabetical order
- For the last 3 questions, students move the answer numbers placing the state capitals in alphabetical order

What students need to know:

- Where the states are on the map and the names of the states and state capitals
- It's OK if they use resources while playing, but it's a race so the more they know, the faster they can go!

Free study resources:

- Our [Kids' Zone](#) has flashcards covering each state broken down by time zone
- [Click here for downloadable maps](#)
- Our App called GeoPlunge - Dashing States can be found in the App store. Students can play for free if they do not use the timing feature. The app is a great way to practice this game.



SAMPLE DASHING STATES QUESTION - ALPHABETICAL ORDER BY STATE

Move the squares to place the states in alphabetical order

The activity consists of four numbered map tiles and four colored squares. The map tiles are:

- 1: Texas highlighted in red.
- 2: North Carolina highlighted in red.
- 3: Alabama highlighted in red.
- 4: Colorado highlighted in red.

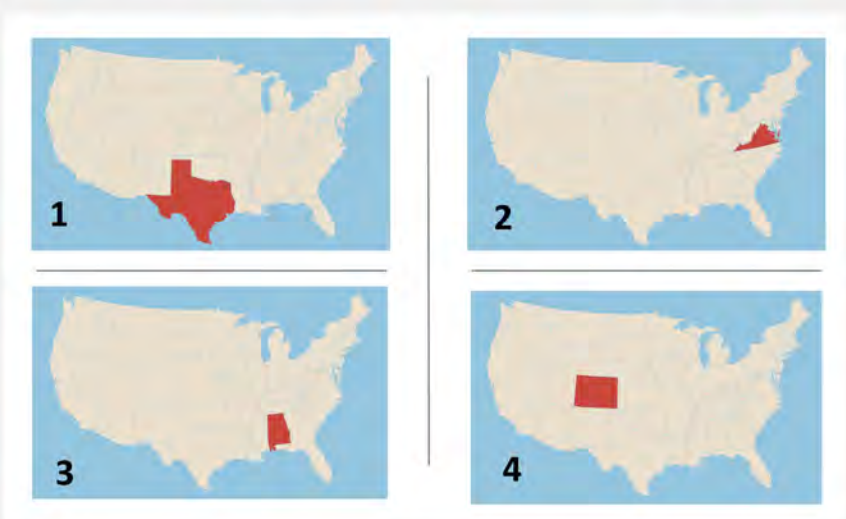
The colored squares are:

- Red square with a white triangle and the number 3.
- Blue square with a white diamond and the number 4.
- Gold square with a white circle and the number 1.
- Green square with a white square and the number 2.

These squares will be in a different order at the outset and students will move them so they are in the correct order

SAMPLE DASHING STATES QUESTION - ALPHABETICAL ORDER BY CAPITAL

Move the squares to place the capitals in alphabetical order




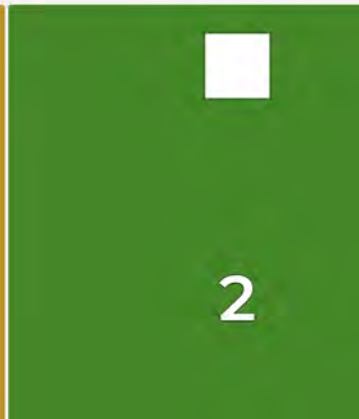


1

2

3

4

 1	 4	 3	 2
---	--	---	---

These squares will be in a different order at the outset and students will move them so they are in the correct order

ROUND 3 - BORDER UP

Sample Questions on Next Pages

How to Play:

- We show 4 state cards
- Students will have several options:
 - Students choose a “winning group” of 3 states where 1 state borders the other 2
 - This option is correct ONLY if there is just one way to form a “winning group”
 - OR if there is more than one way to form a “winning group” pick the “MORE THAN ONE” option
 - OR if there is no “winning group” pick NONE

What students should know:

- Where the states are on the map
(the border states are listed in the question, but it could be useful to have a map as an added visual)
- It’s OK if they use a map as a resource while playing, but it’s a race so the more they know, the faster they can go!

Free study resources:

- [Click here for downloadable maps](#)

SAMPLE BORDER UP QUESTION - Here there is only 1 way to form a "winning group"

BORDER UP: Find the "winning groups"

Maryland (MD)
Border States: Pennsylvania, Delaware, Virginia, West Virginia

Kentucky (KY)
Border States: Ohio, West Virginia, Virginia, Tennessee, Missouri, Illinois, Indiana

Ohio (OH)
Border States: Pennsylvania, West Virginia, Kentucky, Indiana, Michigan

Indiana (IN)
Border States: Michigan, Ohio, Kentucky, Illinois

▲ Ohio, Maryland, Kentucky


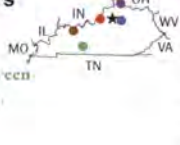
◆ **Indiana, Kentucky, Ohio**

● More than one

■ None

SAMPLE BORDER UP QUESTION - Here there is more than 1 way to form a "winning group"

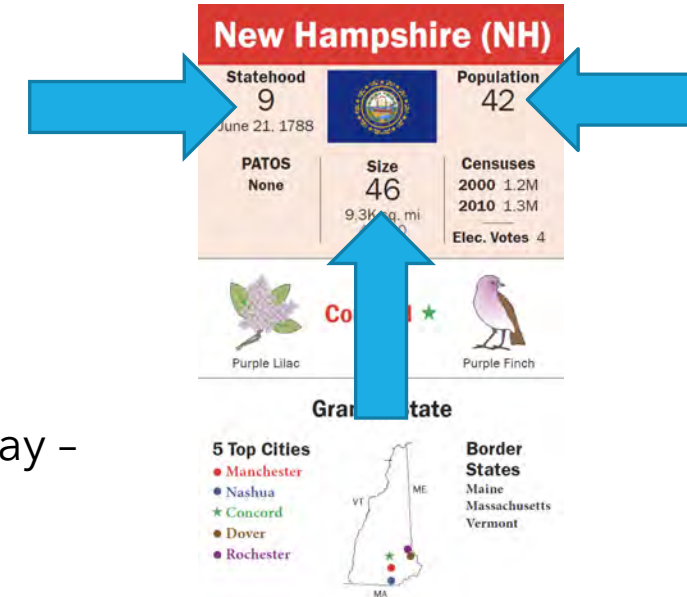
BORDER UP: Find the "winning groups"

	<p>West Virginia (WV)</p>  <p>Border States Pennsylvania Maryland Ohio Virginia Kentucky</p>	<p>Kentucky (KY)</p>  <p>Border States Ohio West Virginia Virginia Tennessee Missouri Illinois Indiana</p>	
<p>▲ Ohio, West Virginia, Kentucky</p>	<p>◆ Indiana, Kentucky, Ohio</p>		
<p>● More than one</p>		<p>■ None</p>	

ROUND 4 - PLAY THE RANKS

How to Play:

- We are playing the role of the opposing team.
- Our clue will include the following information, but we will not show a state card face-up:
 - Whether we are playing 1 or 50
 - The name of the state we are playing
 - The ranking category of Statehood, Population or Size
- This game involves strategy so the right answer will be the best card to play – not necessarily the best card in the hand



ROUND 4 - PLAY THE RANKS

Sample Question on Next Page

- **EXAMPLE:** We will not show New Hampshire face-up.

This is the information we give:

New Hampshire, Statehood, Playing closest to 1

- So the right answer would be a card where Statehood is closer to 1 than New Hampshire.
- If there is more than one option where Statehood is closer to 1, the correct answer will generally be the one that is closest to New Hampshire (9 in this case).

What students should know:

- The students have to know the Statehood, Size and Population rankings

Free study resources:

- If students want to learn the rankings, the information is contained in ABC's of States in our [Kids' Zone](#). Note population rankings are based on when the cards were printed.

SAMPLE PLAY THE RANKS QUESTION

PLAY THE RANKS: New Hampshire, Statehood, Playing closest to 1

MD is the right answer because 7 is closer to 1 than the card played, and you can keep New Jersey for later



Students in Level 2 should know that NH ranks 9th in statehood

State	Statehood Rank	Population (2010)	Size (sq. mi)	Censuses (2000)	Censuses (2010)	Elect. Votes
Maryland (MD)	7	19	42	5.3M	5.8M	10
New Jersey (NJ)	3	11	47	8.4M	8.8M	14
Ohio (OH)	17	7	34	11.4M	11.5M	-
Florida (FL)	27	3	22	16.0M	18.8M	-

This is not the right answer because you do not need to play this card to win and it's a good card to keep for later since it has statehood and population close to 1!



Both OH and FL lose because their Statehood numbers are greater than NH

WE'RE HERE TO HELP

We are happy to walk you through the games or answer any other questions.

Contact us any time!

Robin G. Hayutin
Executive Director
LearningPlunge Inc.
571-216-7712
info@learningplunge.org

Join us for one of our training calls.
[Dates and times are listed on our website](#)



LEARNINGPLUNGE®

[REGISTRATION LINK](#)